

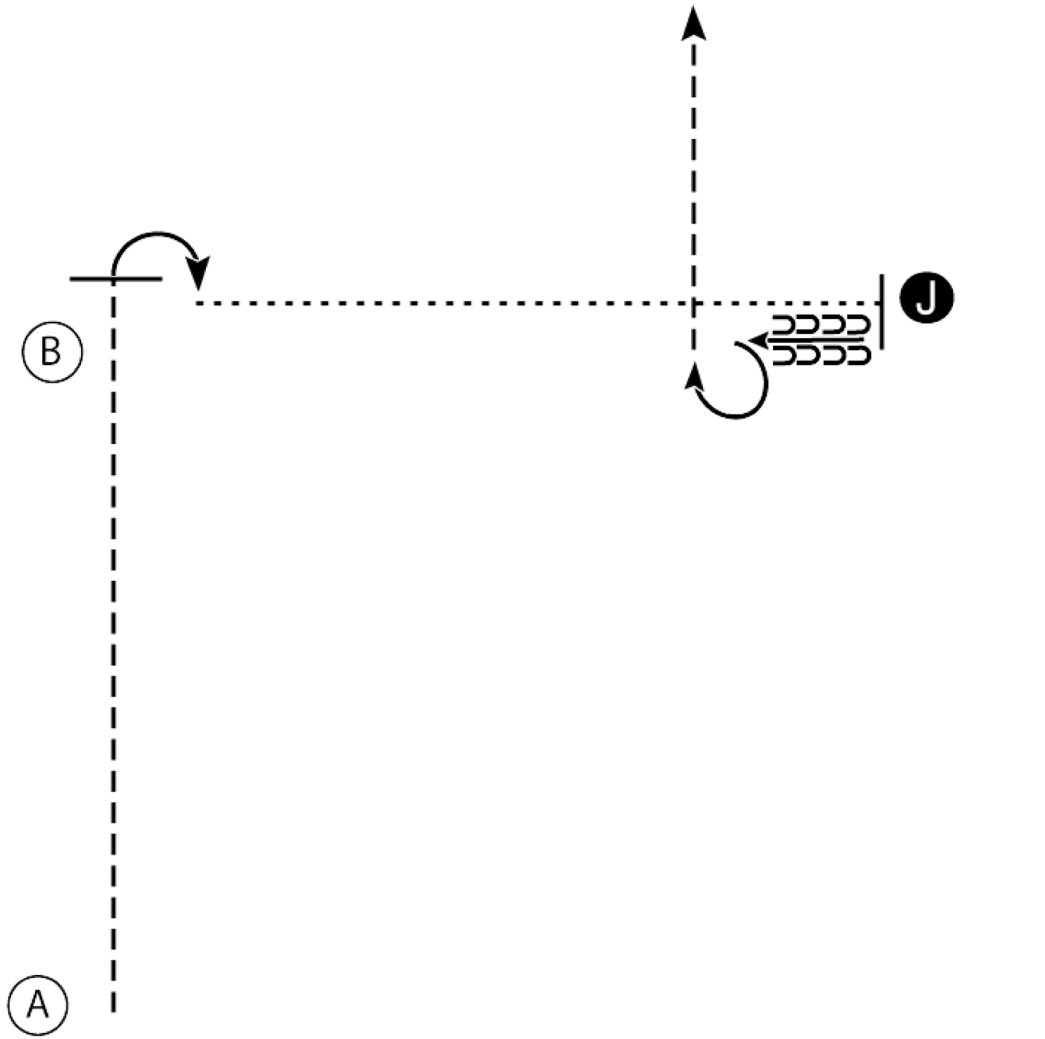
# Norway Open 2019

## All Breed Greenhorn Showmanship

Show Date: 06-21-2019

w w w . H o r s e S h o w P a t t e r n s . c o m

w w w . H o r s e S h o w P a t t e r n s . c o m



1. Begin at A. Trot from A past B
2. Stop and perform a 90 degree turn
3. Walk to the Judge, stop and set up for inspection
4. When dismissed back one horse length and perform a 270 degree turn
5. Trot to the line-up

Walk .....  
Trot - - - - -  
Back ← [Backward Trot Symbol]  
Marker (B)  
Judge (J)

[SWT-3]

Pattern Provided by:

*TPH Shows*

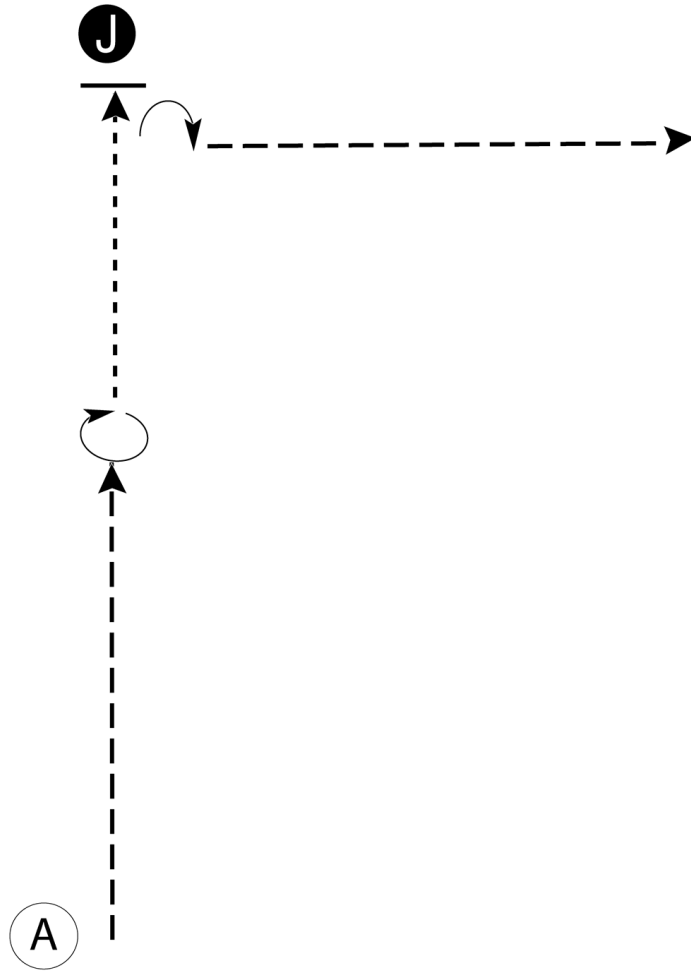
# Norway Open 2019

## AQHA L1 & All Breed Open Showmanship


Show Date: 06-21-2019

w w w . H o r s e S h o w P a t t e r n s . c o m

w w w . H o r s e S h o w P a t t e r n s . c o m



1. Be ready at A.
2. Trot half way to the Judge.
3. Perform a 360 degree turn.
4. Walk to the Judge, stop and set up for inspection.
5. When dismissed perform a 90 degree turn and trot to the line up or follow the instructions of your ring steward.

- Walk -----  
Trot - - - - -  
Back ←   
Marker (B)  
Judge (J)

[S/1-17]

Pattern Provided by:

*TPH Shows*

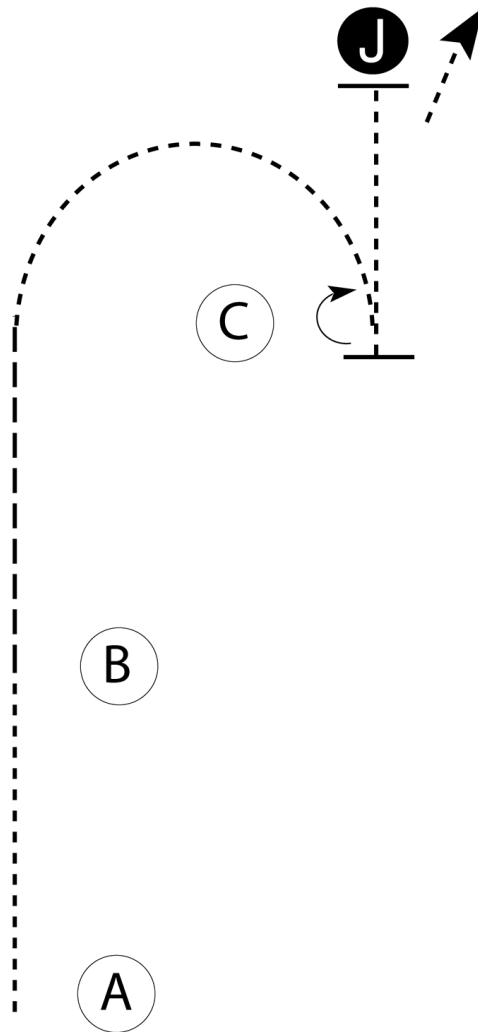
# Norway Open 2019

## AQHA Youth & Amateur Showmanship

Show Date: 06-21-2019

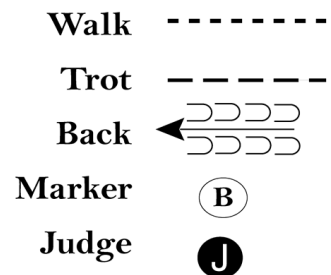
w w w . H o r s e S h o w P a t t e r n s . c o m

w w w . H o r s e S h o w P a t t e r n s . c o m



Be ready at A.

1. Walk A to B.
2. Trot from B until even with C.
3. Walk around C.
4. Stop when even with C.
5. Turn 180 degrees.
6. Walk to judge.
7. Stop and set up for inspection.
8. When excused, walk away from judge.



Follow the instructions of your ring steward.

[S/1-40]

Pattern Provided by:

*TPH Shows*

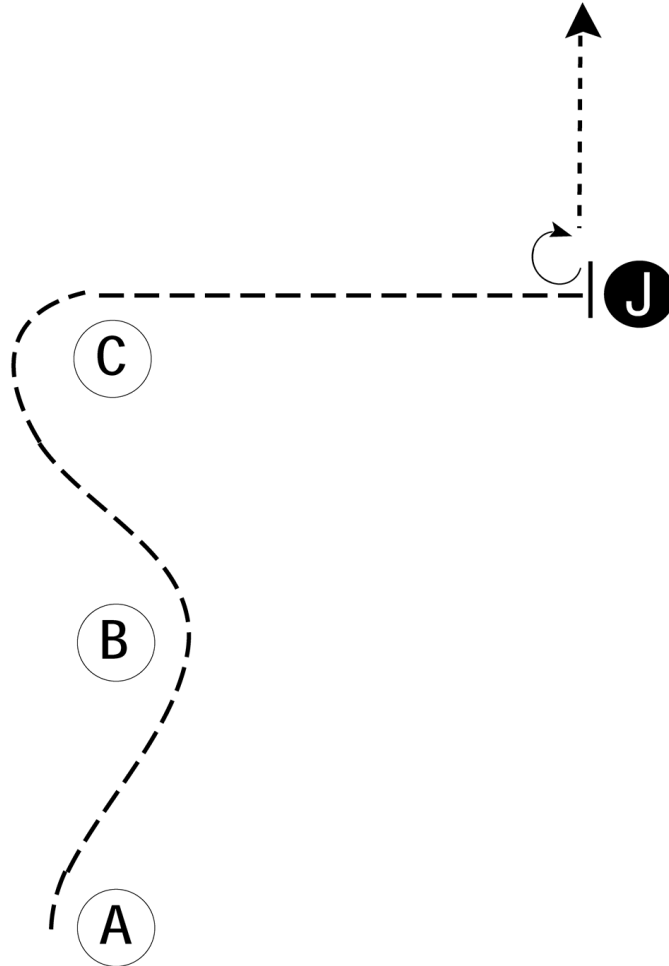
# Norway Open 2019

## NSBA Non Pro Showmanship

Show Date: 06-21-2019

w w w . H o r s e S h o w P a t t e r n s . c o m

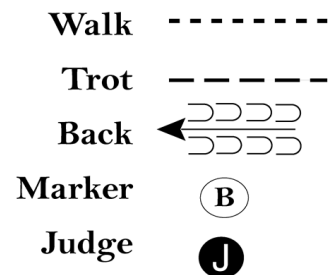
w w w . H o r s e S h o w P a t t e r n s . c o m



Be ready at A.

1. When acknowledged, trot around B, around C and straight to judge.
2. Stop and set up for inspection.
3. When dismissed, perform a 270 degree turn and walk away from judge.

Follow the directions of the ring steward.



[S/1-59]

Pattern Provided by:  
*TPH Shows*

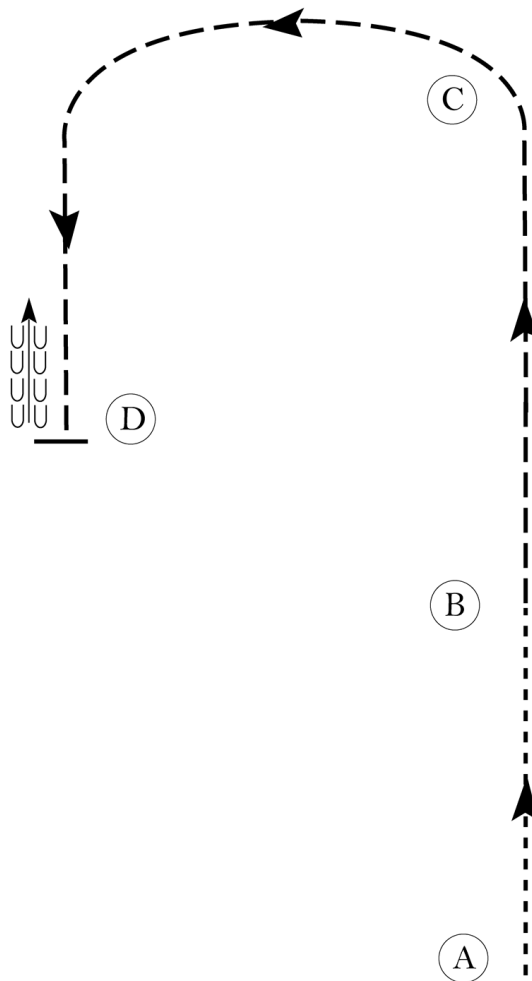
# Norway Open 2019

## All Breed Greenhorn Hunt Seat

Show Date: 06-21-2019

w w w . H o r s e S h o w P a t t e r n s . c o m

w w w . H o r s e S h o w P a t t e r n s . c o m



Be ready at A.

1. Walk from A to B.
2. Posting trot on the right diagonal from B to C.
3. At C, change diagonals and trot to D.
4. Stop and back approximately one horse length at D.

Exit at a sitting trot.

Walk	.....
Trot	-----
Extended Trot	-----
Canter	—————
Leg Yield	
Lead Change	—/—
Back	←←←←←
Marker	(B)
Sidepass	←←←←←
Hand Gallop	-----

[HSE/WT-22]

Pattern Provided by:  
*TPH Shows*

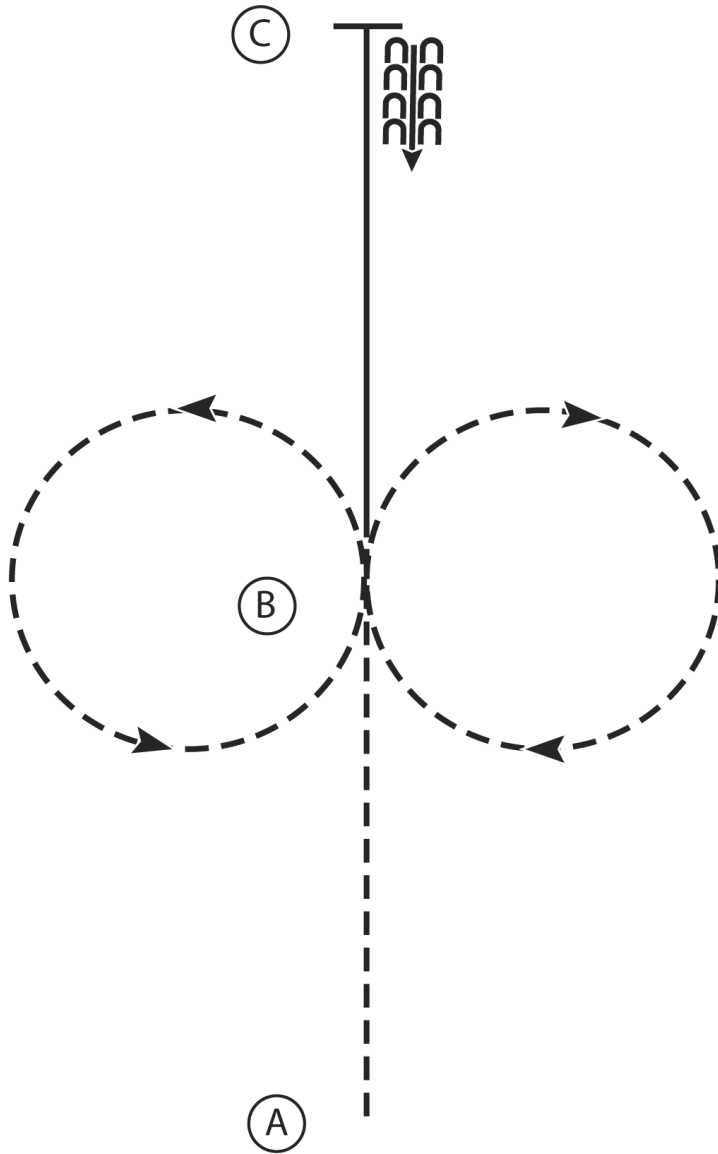
# Norway Open 2019

AQHA L1 Am, AQHA Am & AQHA Youth Hunt Seat

Show Date: 06-21-2019

www.HorseShowPatterns.com

www.HorseShowPatterns.com



1. Sitting trot A to B
2. At B posting trot circle to the right
3. At B posting trot circle to the left
4. At B canter on the left lead to C
5. At C stop and back 4 steps

Walk	.....
Trot	- - - - -
Extended Trot	- - - - -
Canter	—————
Leg Yield	
Lead Change	↙ ↘
Back	← C C C C
Marker	(B)
Sidepass	← - - - - →

[HSE/1-6]

Pattern Provided by:

*TPH Shows*

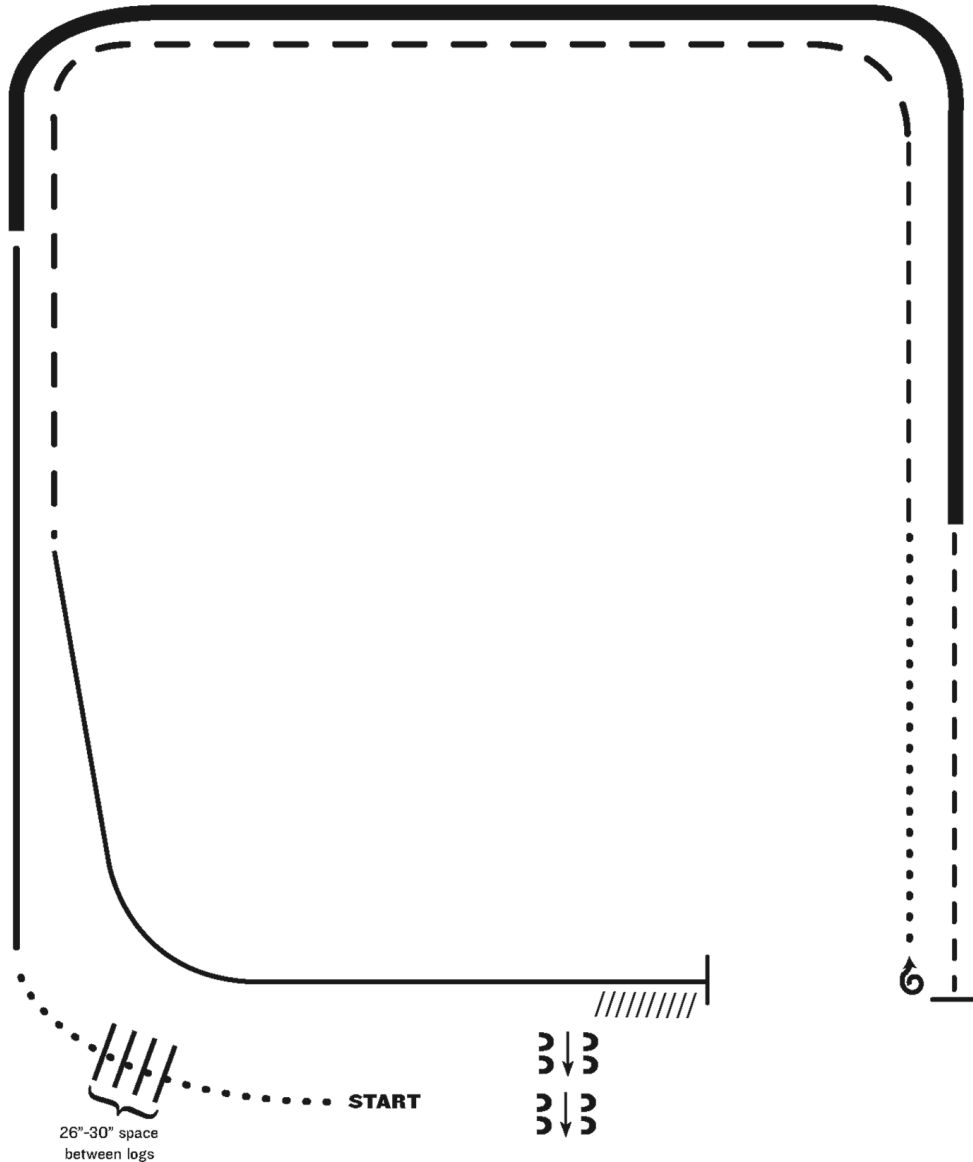
# Norway Open 2019

## AQHA L1 Am & Allbreed Open Ranch Riding

Show Date: 06-21-2019

www.HorseShowPatterns.com

www.HorseShowPatterns.com



1. Walk
2. Walk over logs
3. Lope right lead
4. Extended lope (right lead)
5. Trot
6. Stop, 1 1/2 turns right
7. Walk
8. Trot
9. Extended trot
10. Lope left lead
11. Stop and Back
12. Side pass right

Note: The drawn description of this pattern is only intended for the general depiction of the pattern. Exhibitors should utilize the arena space to best exhibit their horses.

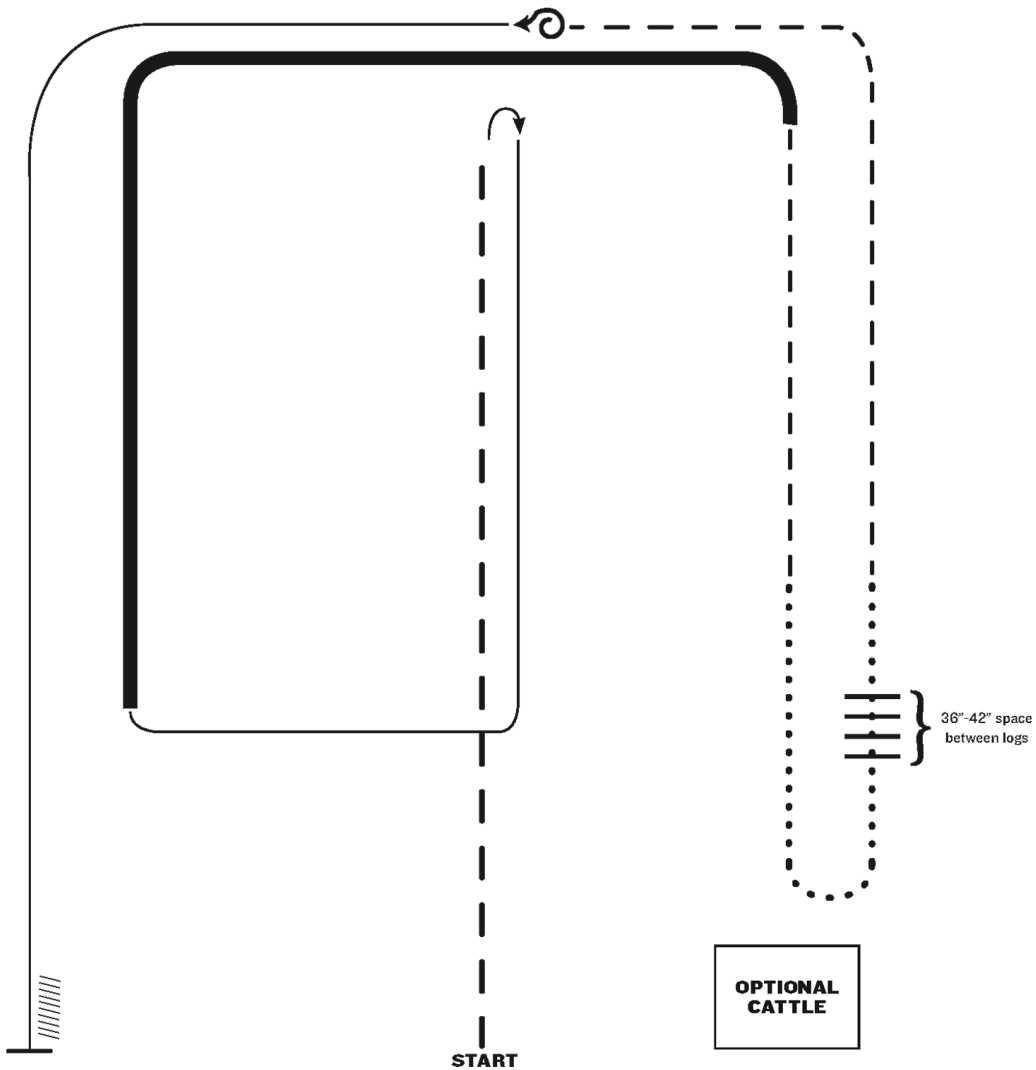
[RR/AQHA-6]

Pattern Provided by:  
*TPH Shows*

# Norway Open 2019

## AQHA Open, Amateur & Youth Ranch Riding

Show Date: 06-21-2019



1. Extended trot
2. Stop, rollback right
3. Lope right lead
4. Extended lope (right lead)
5. Trot
6. Walk
7. Walk over logs
8. Walk
9. Trot
10. Stop, 360 left
11. Lope left lead
12. Stop and back

Note: The drawn description of this pattern is only intended for the general depiction of the pattern. Exhibitors should utilize the arena space to best exhibit their horses.

[RR/AQHA-15]

Pattern Provided by:

*TPH Shows*



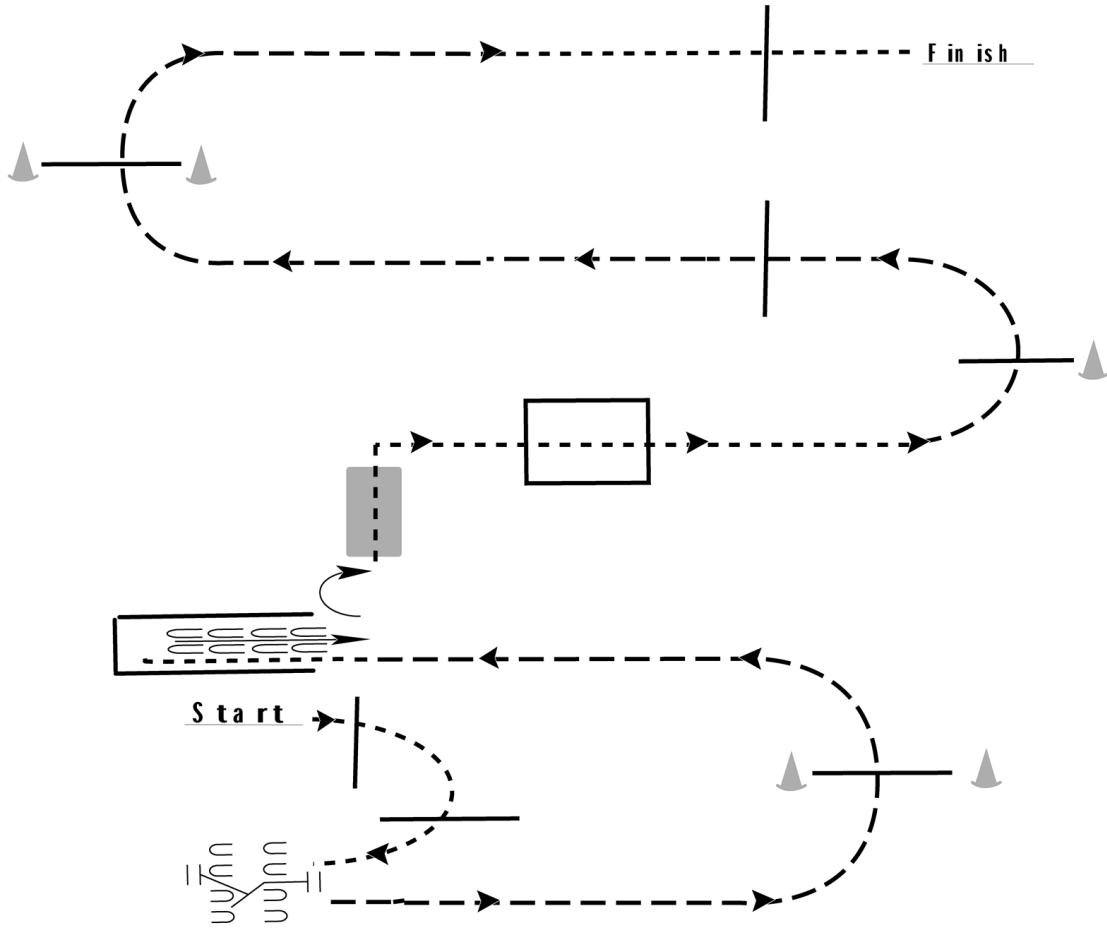
# Norway Open 2019

## All Breed Trail In Hand

Show Date: 06-21-2019

w w w . H o r s e S h o w P a t t e r n s . c o m

w w w . H o r s e S h o w P a t t e r n s . c o m



1. Walk over two poles to gate
2. Work gate with left hand
3. Trot over pole
4. Break to a walk and walk into chute
5. Back out of chute
6. Walk over bridge
7. Walk through box
8. Trot over poles
9. Break to the walk and walk over final elevated pole to finish

<b>Walk</b>	-----
<b>Jog</b>	- - - - -
<b>Extended Jog</b>	- - - - -
<b>Lope</b>	—————
<b>Leg Yield</b>	
<b>Lead Change</b>	— / —
<b>Back</b>	← ← ← ← ←
<b>Marker</b>	Ⓚ
<b>Sidepass</b>	← — — — — →

[T/1-2]

Pattern Provided by:

*TPH Shows*

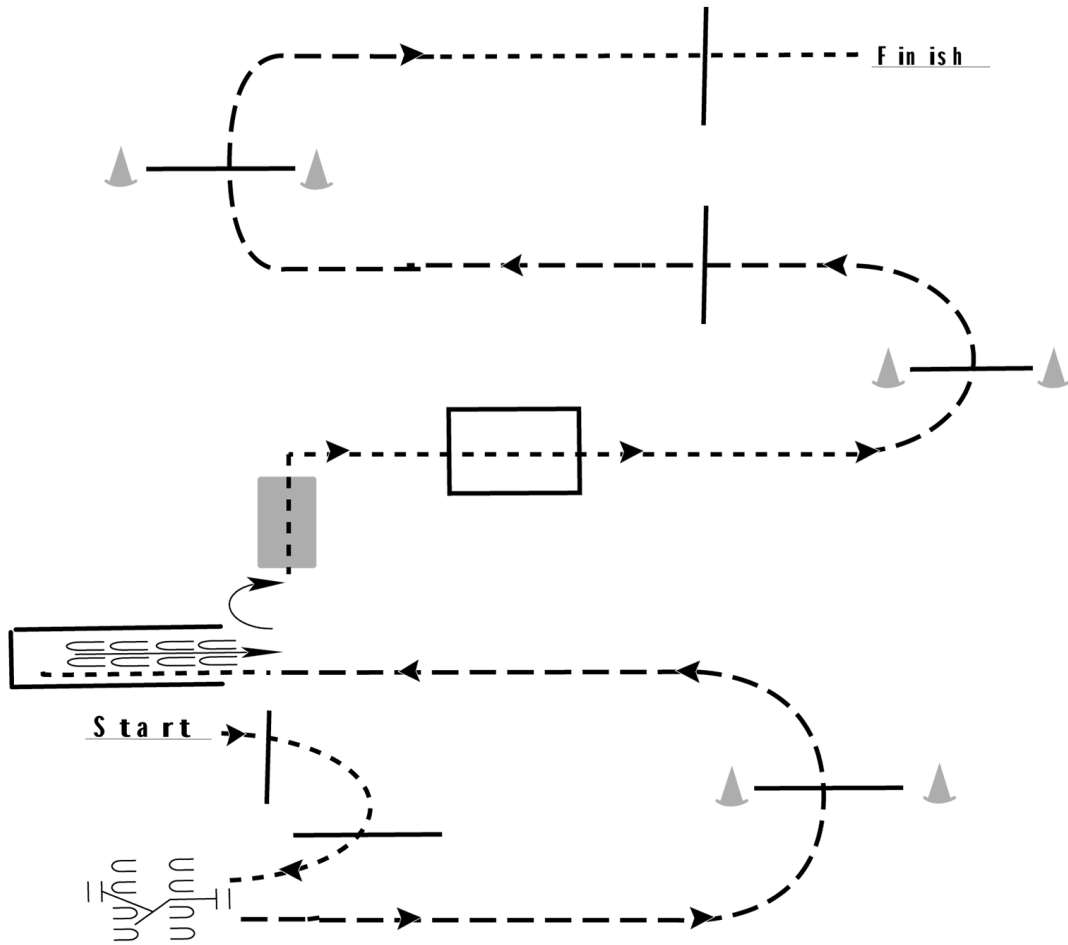
# Norway Open 2019

## All Breed Blueberry Walk & Trot

Show Date: 06-21-2019

w w w . H o r s e S h o w P a t t e r n s . c o m

w w w . H o r s e S h o w P a t t e r n s . c o m



1. Walk over two poles to gate
2. Work gate with left hand
3. Trot over pole to chute
4. Walk into chute
5. Back out of chute
6. Walk over bridge
7. Walk through box
8. Trot over poles
9. Break to the walk and walk over final elevated pole to finish

Walk	-----
Jog	- - - - -
Extended Jog	- - - - -
Lope	—————
Leg Yield	
Lead Change	—/—
Back	←←←←←
Marker	Ⓚ
Sidepass	←←←←←

[T/WT-9]

Pattern Provided by:

*TPH Shows*

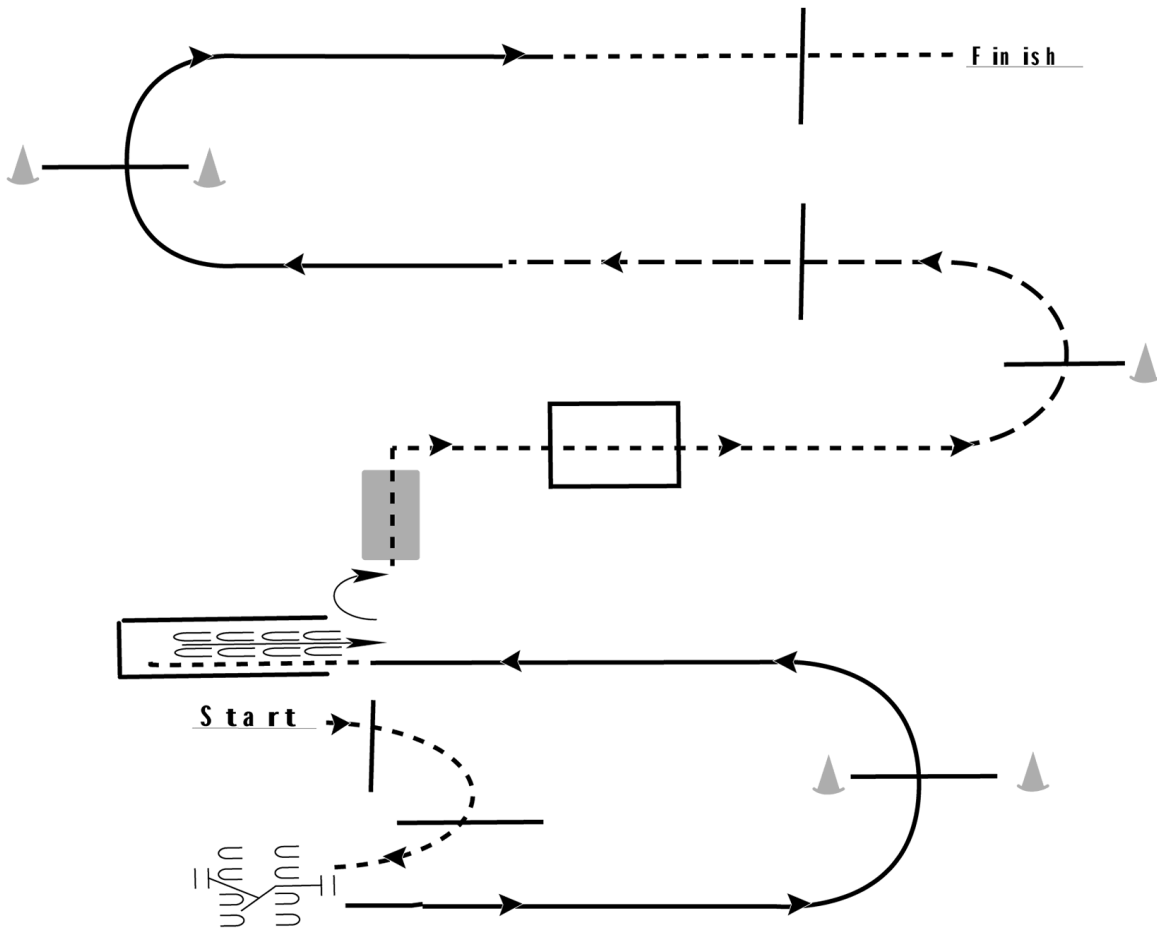
# Norway Open 2019

## All Breed Greenhorn Trail

Show Date: 06-21-2019

www.HorseShowPatterns.com

www.HorseShowPatterns.com



1. Walk over two poles to gate
2. Work gate with left hand
3. Lope on the left lead over pole
4. Break to a walk and walk into chute
5. Back out of chute
6. Walk over bridge
7. Walk through box
8. Trot over poles
9. Lope on the right lead over pole
10. Break to the walk and walk over final elevated pole to finish

Walk	-----
Jog	- - - - -
Extended Jog	- - - - -
Lope	—————
Leg Yield	
Lead Change	— / —
Back	← ← ← ← ←
Marker	(B)
Sidepass	← — — — — ←

[T/1-9]

Pattern Provided by:

*TPH Shows*

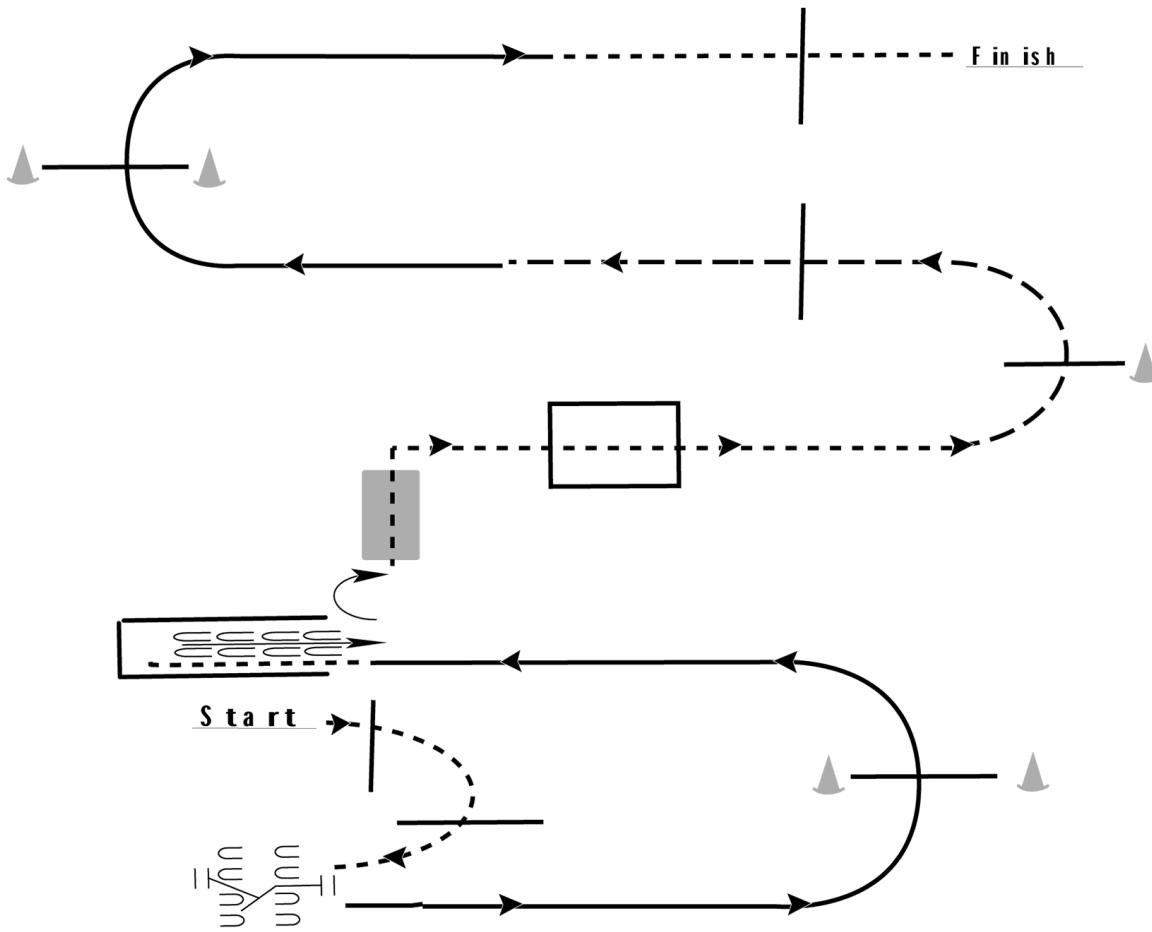
# Norway Open 2019

## AQHA L1 Am & AQHA L1 Open

Show Date: 06-21-2019

www.HorseShowPatterns.com

www.HorseShowPatterns.com



1. Walk over two poles to gate
2. Work gate with left hand
3. Lope on the left lead over pole
4. Break to a walk and walk into chute
5. Back out of chute
6. Walk over bridge
7. Walk through box
8. Trot over poles
9. Lope on the right lead over pole
10. Break to the walk and walk over final elevated pole to finish

Walk	-----
Jog	- - - - -
Extended Jog	- - - - -
Lope	—————
Leg Yield	
Lead Change	— / —
Back	← ← ← ← ←
Marker	(B)
Sidepass	← — — — — ←

[T/1-9]

Pattern Provided by:  
*TPH Shows*

# Norway Open 2019

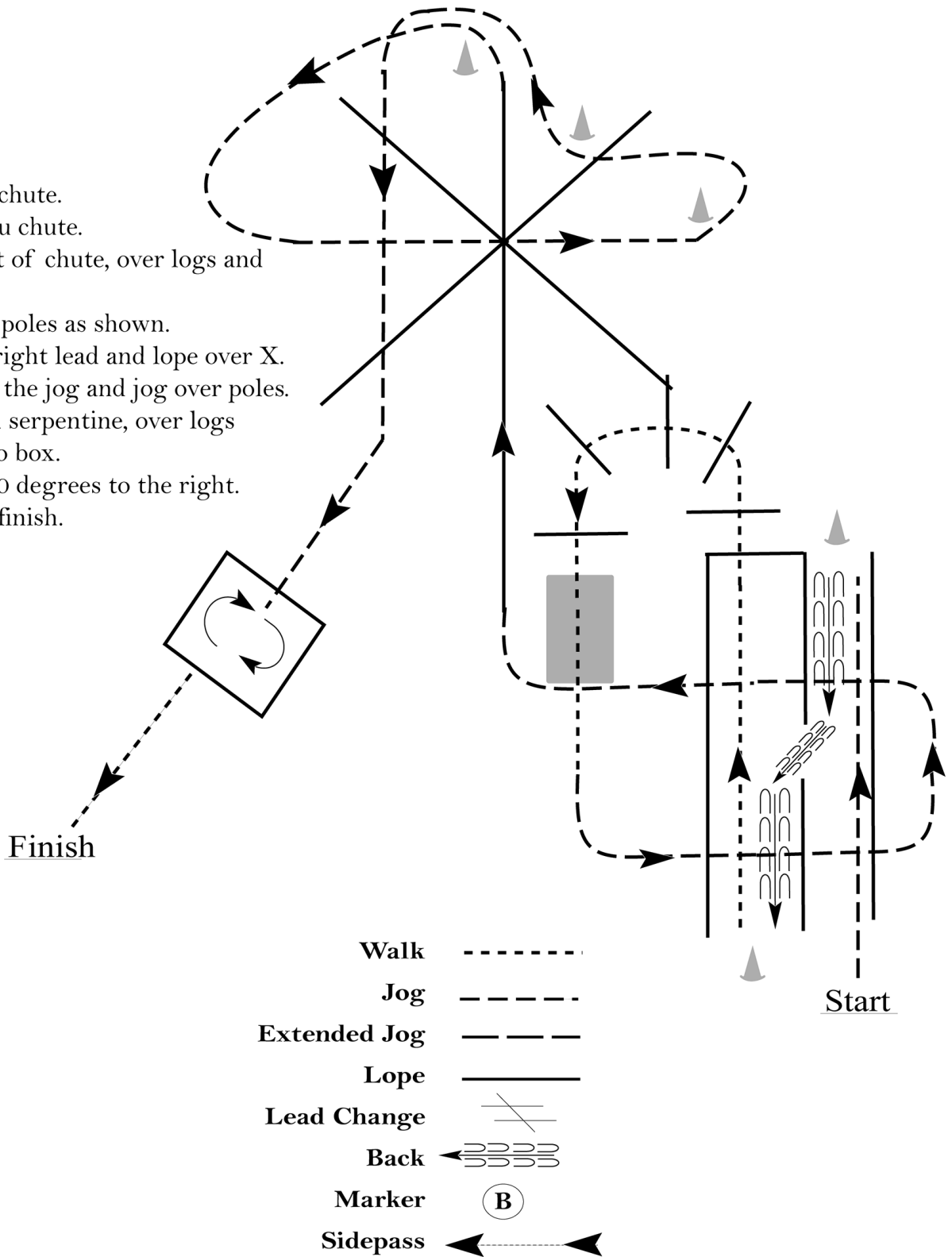
All Breed Open, AQHA Youth, AQHA Amateur & AQHA Open Trail

Show Date: 06-21-2019

www.HorseShowPatterns.com

www.HorseShowPatterns.com

1. Jog into chute.
2. Back thru chute.
3. Walk out of chute, over logs and bridge.
4. Jog over poles as shown.
5. Pick up right lead and lope over X.
6. Break to the jog and jog over poles.
7. Jog thru serpentine, over logs and into box.
8. Turn 360 degrees to the right.
9. Walk to finish.



[T/1-19]

Pattern Provided by:

*TPH Shows*

# Norway Open 2019

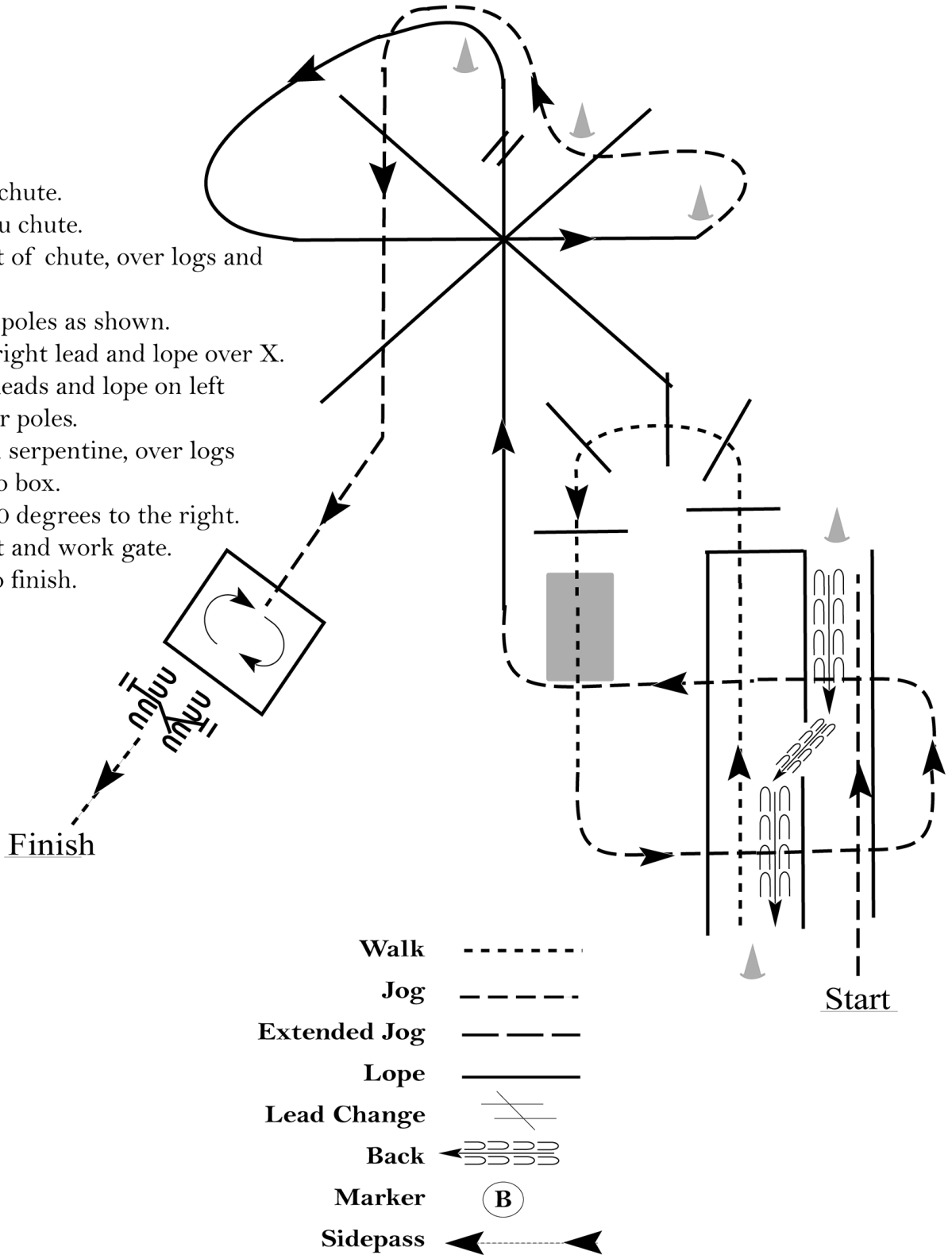
## NSBA Open & Non Pro Trail

Show Date: 06-21-2019

www.HorseShowPatterns.com

www.HorseShowPatterns.com

1. Jog into chute.
2. Back thru chute.
3. Walk out of chute, over logs and bridge.
4. Jog over poles as shown.
5. Pick up right lead and lope over X.
6. Change leads and lope on left lead over poles.
7. Jog thru serpentine, over logs and into box.
8. Turn 360 degrees to the right.
9. Walk out and work gate.
10. Walk to finish.



[T/2-19]

Pattern Provided by:

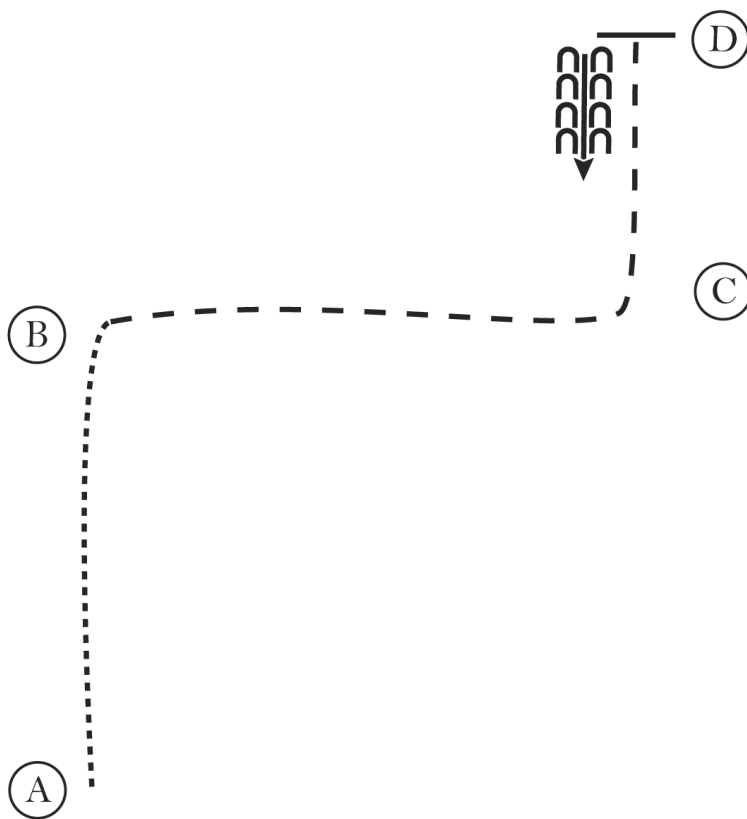
*TPH Shows*

# Norway Open 2019

## All Breed Blueberry Walk & Trot Horsemanship

Show Date: 06-21-2019

1. Walk A to B
2. At B jog to D
3. At D stop and back 4 steps.



Walk	.....
Jog	-----
Extended Jog	-----
Lope	—————
Leg Yield	
Lead Change	—/—
Back	←←←←
Marker	⊙ B
Sidepass	←---→

[WH/WT-2]

Pattern Provided by:

*TPH Shows*

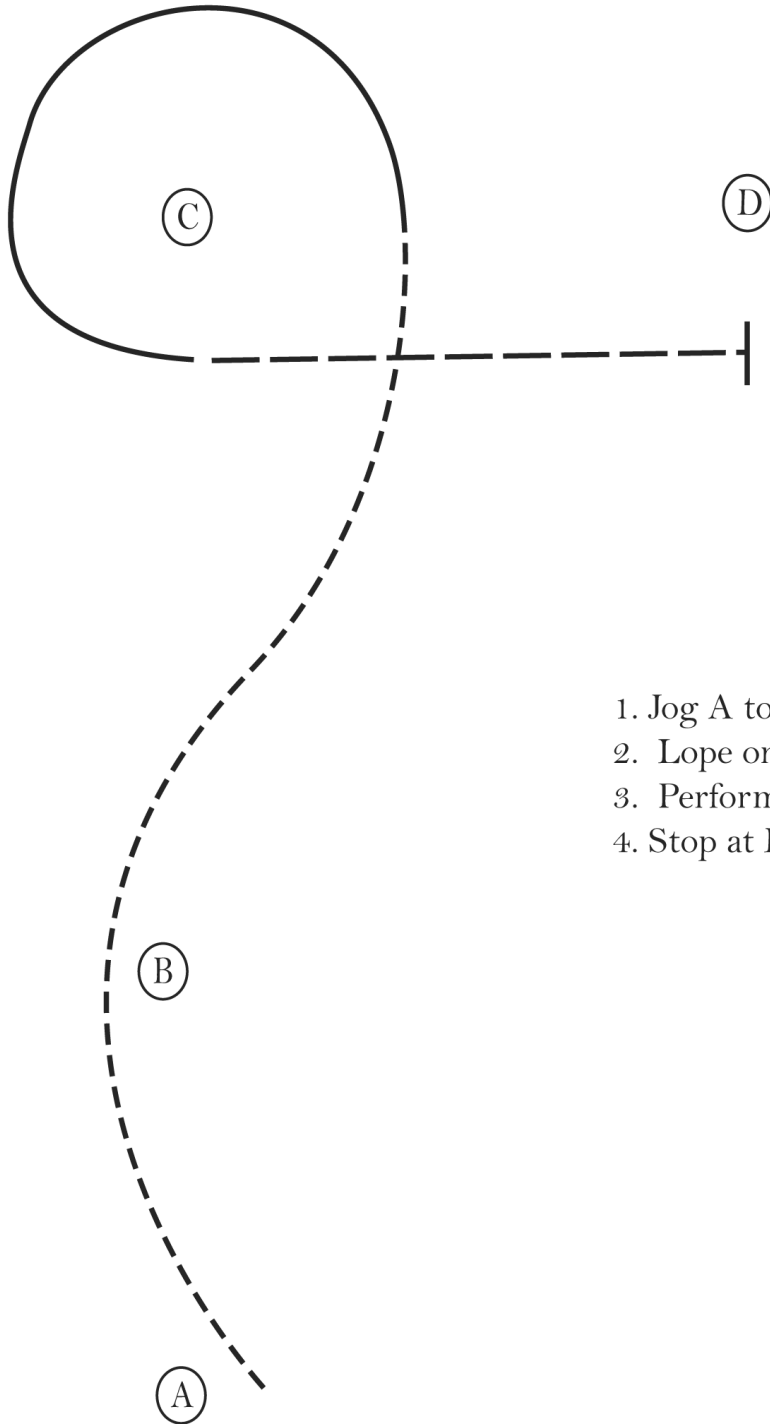
w w w . H o r s e S h o w P a t t e r n s . c o m

w w w . H o r s e S h o w P a t t e r n s . c o m

# Norway Open 2019

## All Breed Greenhorn Horsemanship

Show Date: 06-21-2019



1. Jog A to C
2. Lope on the left lead around C
3. Perform an extended jog from C to D
4. Stop at D

Walk	.....
Jog	-----
Extended Jog	—————
Lope	—————
Leg Yield	
Lead Change	↘
Back	←←←←←
Marker	(B)
Sidepass	←←←←←

[WH/1-4]

Pattern Provided by:

*TPH Shows*



# Norway Open 2019

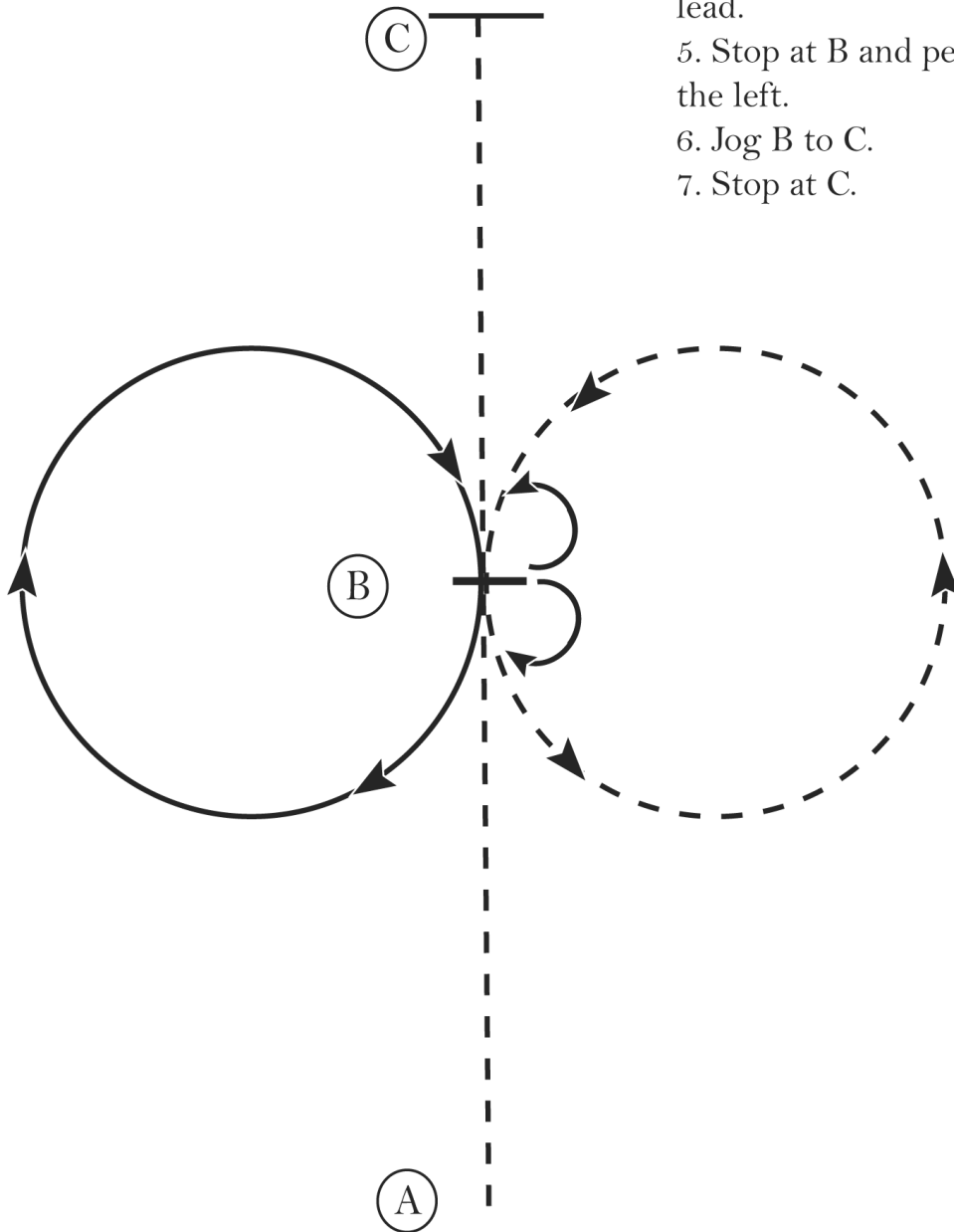
## AQHA L1 Am & All Breed Open Horsemanship

Show Date: 06-21-2019

www.HorseShowPatterns.com

www.HorseShowPatterns.com

1. Jog A to B.
2. Stop at B and perform a 180 degree turn to the right on the hindquarters.
3. Jog a circle to the left.
4. At B lope a circle to the right on the right lead.
5. Stop at B and perform a 180 degree turn to the left.
6. Jog B to C.
7. Stop at C.



Walk	.....
Jog	-----
Extended Jog	-----
Lope	—————
Leg Yield	
Lead Change	↘
Back	←←←←← →→→→→
Marker	(B)
Sidepass	←-----←

[WH/1-10]

Pattern Provided by:

*TPH Shows*

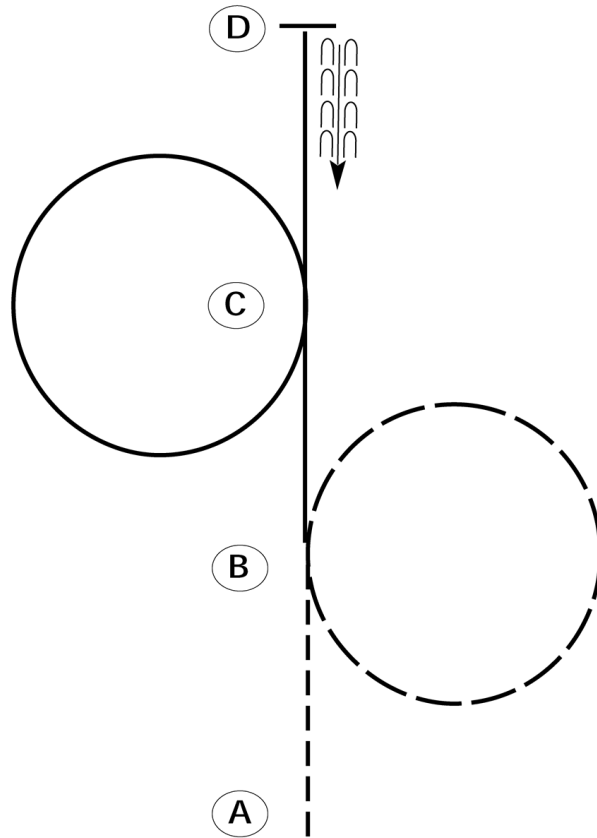
# Norway Open 2019

## AQHA Youth & AQHA Amateur Horsemanship

Show Date: 06-21-2019

w w w . H o r s e S h o w P a t t e r n s . c o m

w w w . H o r s e S h o w P a t t e r n s . c o m



Be ready at A.

1. Jog from A to B.
2. Extend the jog in a circle to the right at B.
3. Lope on the left lead to C and circle to the left.
4. Continue to lope to D.
5. Stop and D and back one horse length.

Retire to the rail or line up at a jog.

Walk	-----
Jog	- - - - -
Extended Jog	- - - - -
Lope	—————
Leg Yield	
Lead Change	— / —
Back	← ← ← ← ←
Marker	⊙ B
Sidepass	← ——— →

[WH/2-24]

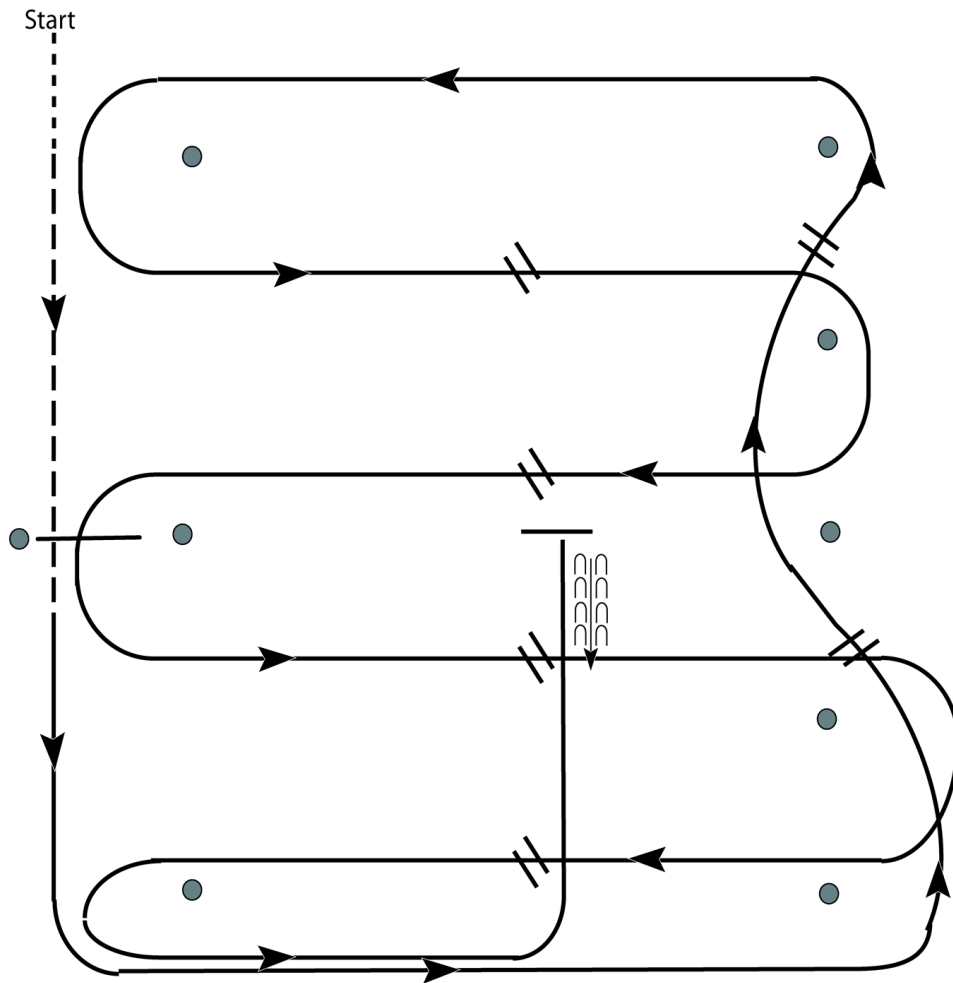
Pattern Provided by:

*TPH Shows*

# Norway Open 2019

Breed Open, AQHA Youth, AQHA Amateur & AQHA Open Western Riding

Show Date: 06-21-2019



1. Walk at least 15' & jog over log.
2. Transition to left lead and lope around end.
3. First line change.
4. Second line change. Lope around end of arena
5. First crossing change.
6. Second crossing change.
7. Lope over log.
8. Third crossing change.
9. Fourth crossing change.
10. Lope up the center, stop and back.

[WR/GP-1]

Pattern Provided by:

*TPH Shows*